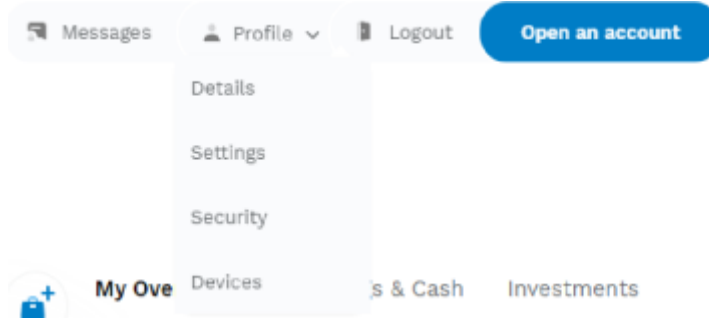


Log into the MeDirect app for the first time

Please log in your personal platform on a computer.

Click on “Profile” on the right-hand side of your screen and then on “Devices”.



Tip : If you already paired your account to the app but you changed your smartphone since or deinstall the app, you will need to unpair the device by clicking on “unpair” and then enter the 6-digit code received via sms.

Mobile Banking


Unpair the app from your account.

For security reasons, you will need to uninstall and re-install the app to pair your device again once it has been unpaired.

Warning: By unpairing the app you will no longer have access to your MeDirect mobile banking services from your mobile device.

Unpair

If you never had paired the app, you will arrive on the following page:



Mobile Banking

1. Download the mobile application

In order to download the MeDirect app, access your Google Play (for Android devices) or Apple Store (Apple devices), search for 'MeDirect' and click install. As soon as installation is completed, the MeDirect app is now available on your mobile.

2. Activate your device

If you have downloaded the MeDirect Mobile App and would like to pair your profile with your device, please click the button below to receive an SMS code. Once this SMS code has been entered successfully, a new QR code and activation code will be generated to continue with the pairing process on your Mobile App.

Send me a code

Click on “Send me a code”

Enter the received code and click on “Confirm”

Mobile Banking

2. Activate your device



* SMS code

Required input

Confirm

[Send me another SMS code](#)


[Call me with code](#)

Download the MeDirect app on your smartphone and open it. Once you have gone through the first 3 steps, scan the QR Code with your smartphone or introduce the activation code on your smartphone.

Mobile Banking

2. Activate your device

Scan the below QR code using your mobile device or copy the below activation code into the app to activate the application.



Go back to your smartphone and enter the access code of your choice and confirm it by introducing it a second time. This access code will stay the same for every connection to your app.

You can also use biometric security if your smartphone allows for this option in order to log in.

Accept the Conditions of use and choose your favourite account.

You may now use your app.